


The HM37 Five Valve Manifold combines two shutoff valves, two equalizing valves, and a vent/calibration valve into a single, compact assembly.

Accuracy is paramount in the upstream and downstream hydrocarbon measurement world. When expensive liquid or gas changes ownership, precise measurement is critical.

- The larger 3/8" bore smooths out the transmission of primary element pneumatic signals by reducing pulsation induced spikes to the transmitter improving accuracy.
- The smallest leakage from the high side of the manifold to the low side can lead to lose revenue due to inaccurate measurement. The double equalizing arrangement insures against measurement error that can occur from equalizer leakage between high and low pressure connections, making the HM37 ideal for custody transfer applications.

Installation and Maintenance Friendly

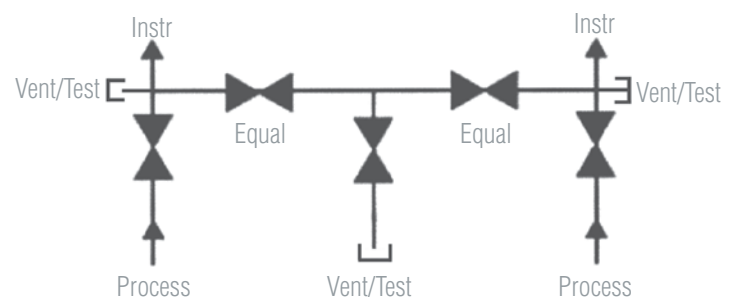
- Unique, angled, offset equalizer valves simplify transmitter calibration and technician operation. With offset handles, technicians can perform equalizing, venting and calibration task without pain (i.e. no bruised knuckles!)
- Our unique manifold body is 1/2" longer than competitive manifolds on the outlet flange side of the body to simplify installation. Meter/transmitter flange bolts can be inserted without having to elevate or hold the body, in any installation orientation. Bolt slots (instead of holes) put the finishing touch on this manifold by making horizontal installations a breeze.
- With the addition of tapped mounting holes on the bottom of the manifold, our universal mounting bracket can be used to mount the manifold instead of the meter in a variety of installation orientations.



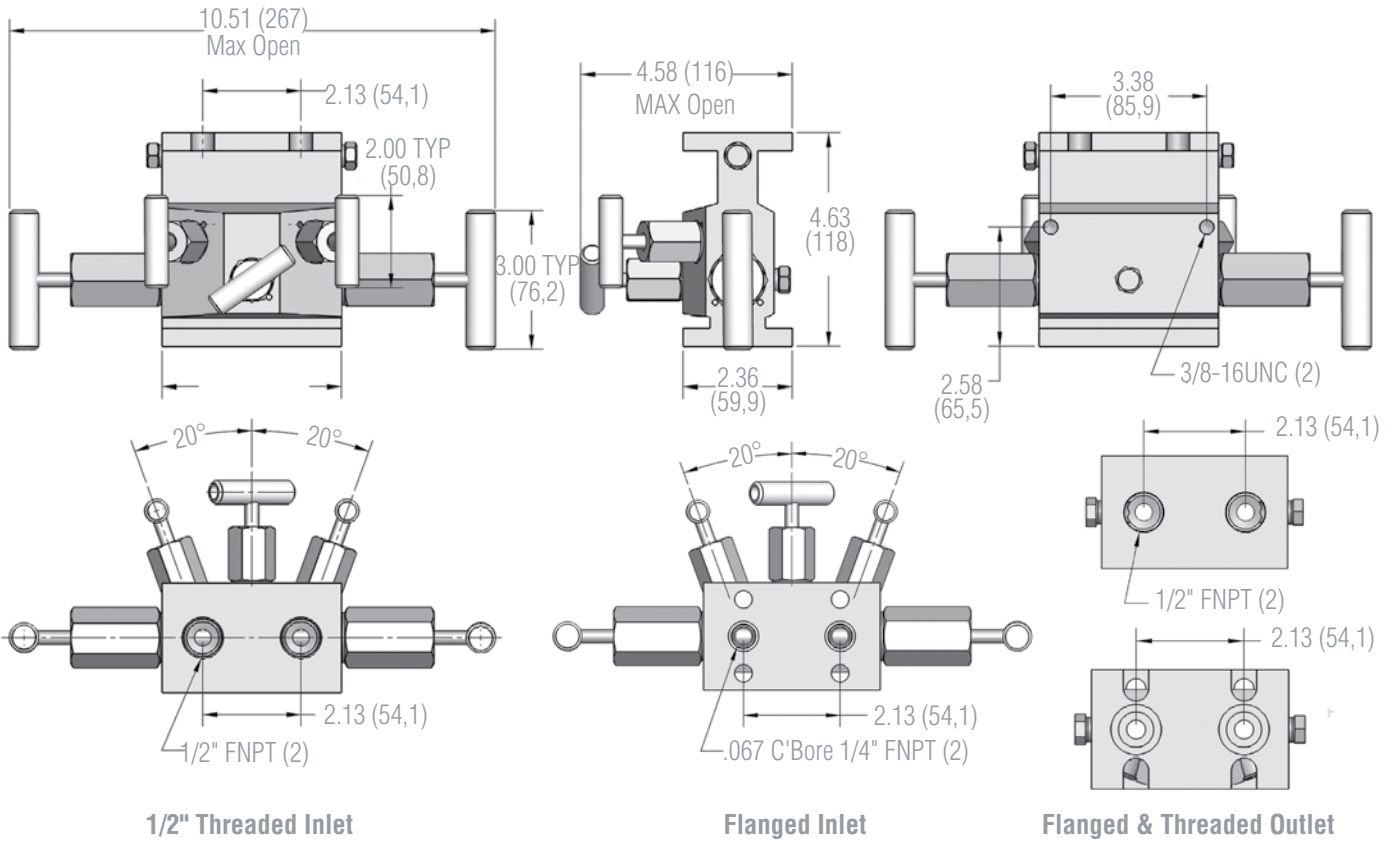
Features and Benefits

- User friendly design developed after consultation with gas field instrument technicians.
- Angled, offset equalizer valves simplify transmitter calibration and technician operation – no bruised knuckles!
- Longer body enables easy installation of flange bolts without lifting, or holding the meter and allows unencumbered installation of test port calibration nipples or valves.
- Mounting taps for universal bracket installation.
- Flanged inlet versions have 1/4" FNPT tapped counter bore to increase flexibility of inventory.
- 3/8" true bore insures pneumatic signal accuracy.
- Carbon-filled PEEK seats provides positive shutoff.
- O-ring or packed bonnets for any application.
- Three configurations: NPTx NPT, x flange, and flange x flange.

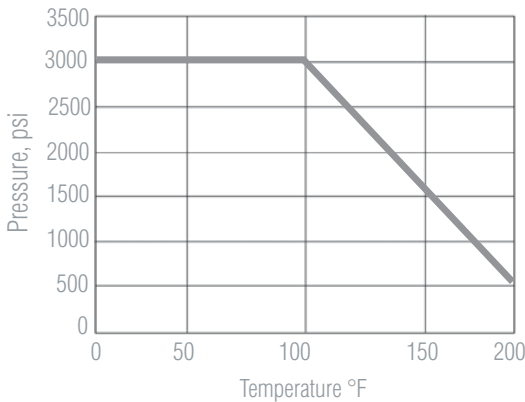
Flow Schematic



Dimensions

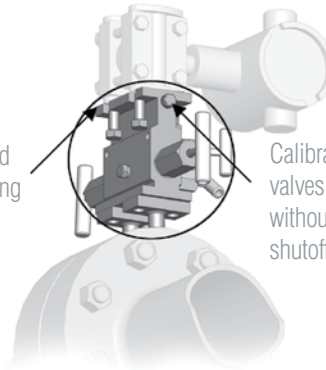


Pressure and Temperature Chart



Easy to Assemble Design

Flanged bolts can be installed and tightened without elevating the meter/transmitter



Calibration nipples or valves can be installed without interference from shutoff valve handle

How to Order

| Model Number | Seat / Body Configuration | Body Material | Inlet Size | Inlet Type | Outlet Size | Outlet Type | Stem / Tip | Seat Material | Packing |
|--------------|---------------------------------|---------------------|------------------------|-------------|-------------|-------------|--------------|------------------------|-------------------|
| HM37 | G = Soft Seat w/ O-Ring Packing | S = Carbon Steel | 1 = 1/4" FNPT/ Flanged | 1 = Flanged | 3 = 1/2" | 1 = FNPT | 2 = 316 Stem | 6 = Carbon-Filled PTFE | 5 = Buna-N O-Ring |
| | | U = Stainless Steel | 3 = 1/2" | 3 = FNPT | 9 = Flanged | 9 = Flanged | | | |

Sample Ordering Schematic

| | | | | | | | | | |
|------|---|---|---|---|---|---|---|---|---|
| HM37 | G | U | 3 | 1 | 3 | 1 | 2 | 6 | 5 |
|------|---|---|---|---|---|---|---|---|---|